

PLASTER BAND IN|OUT

SPECIAL HIGH-ADHESION TAPE, CAN BE PLASTERED



EXCELLENT ADHESION

Its excellent adhesion makes it ideal for application on most surfaces, even at low temperatures.

RESISTANT SEPARATION FILM

Even when applied in tight spaces and corners, the PP liner can be removed without risk of failure.



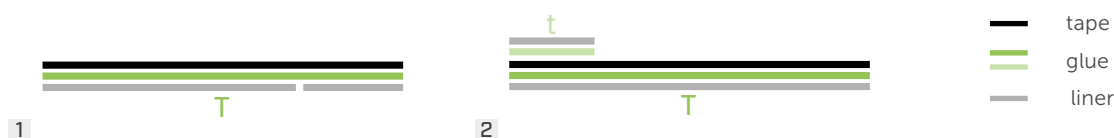
CODES AND DIMENSIONS

PLASTER BAND IN

CODE	liner [mm]	B [mm]	t [mm]	T [mm]	L [m]	liner [in]	B [in]	L [ft]		
1	PLASTIN1560	15/60	75	-	75	25	0.6/2.4	3.0	82	6
	PLASTIN1585	15/85	100	-	100	25	0.6/3.4	4.0	82	4
	PLASTIN15135	15/135	150	-	150	25	0.6/5.3	5.9	82	2
2	PLASTIN7520	75	75	20	75	25	3.0	3.0	82	5
	PLASTIN10020	100	100	20	100	25	3.9	3.9	82	4
	PLASTIN15020	150	150	20	150	25	5.9	5.9	82	2

PLASTER BAND OUT

CODE	liner [mm]	B [mm]	t [mm]	T [mm]	L [m]	liner [in]	B [in]	L [ft]		
1	PLASTOUT1560	15/60	75	-	75	25	0.6/2.4	3.0	82	6
	PLASTOUT1585	15/88	100	-	100	25	0.6/3.4	4.0	82	4
	PLASTOUT15135	15/135	150	-	150	25	0.6/5.3	5.9	82	2
	PLASTOUT15185	15/185	200	-	200	25	0.6/7.3	7.9	82	2
2	PLASTOUT7520	75	75	20	75	25	3.0	3.0	82	5
	PLASTOUT10020	100	100	20	100	25	3.9	3.9	82	4
	PLASTOUT15020	150	150	20	150	25	5.9	5.9	82	2
	PLASTOUT20020	200	200	20	200	25	7.9	7.9	82	2



■ FIELDS OF APPLICATION



■ RELATED PRODUCTS



PRIMER
page 113



BLACK BAND
page 144



MANICA PLASTER
page 146



MANICA FLEX
page 148



CAN BE PLASTERED

Technical fabric ideal to be subsequently plastered. The pre-cut liner allows for quick and easy installation and an high level of aesthetics due to the possibility of concealing the tape behind claddings or plaster.

PLASTER BAND IN

COMPOSITION

- ① support: 2-layer PP vapour control membrane
- ② adhesive: acrylic dispersion without solvents
- ③ release liner: easy-release PP film



TECHNICAL DATA

Properties	standard	value	USC units
Thickness	-	0,5 mm	20 mil
Water vapour transmission (Sd)	-	approx. 22 m	approx. 0.16 US Perm
Watertightness	-	W1	-
Reaction to fire	EN 13501-1	E	-
Adhesion strength on OSB at 90° after 10 minutes	EN ISO 29862	8,5 N/10 mm	4.9 lbf/in
Adhesion strength on OSB at 180° after 10 minutes	EN ISO 29862	8,5 N/10 mm	4.9 lbf/in
Adhesion strength (average) on membrane in PP after 24 hours ⁽¹⁾	EN ISO 12316-2	16 N/50 mm	1.8 lbf/in
Resistance to temperature	-	-40/+100 °C	-22/+212 °F
Application temperature ⁽²⁾	-	-5/+40 °C	+23/+104 °F
Storage temperature ⁽³⁾	-	+5/+25 °C	+41/+77 °F
Exposure to weather	-	3 months	-
Resistance to heavy rain	-	compliant	-
Resistance to penetration of air	EN 12114	< 0,1 m ³ /(h·m·daPa ^{2/3})	-
Solvents	-	no	-

⁽¹⁾Minimum required value according to DTU 31.2 P1-2 (France): 15 N/50 mm.

⁽²⁾ On dry support and at a temperature > 0 °C. The absence of condensation or frost on the surface must be guaranteed.

⁽³⁾ Store the product in a cool, dry place for no more than 6 months.

Waste classification (2014/955/EU): 08 04 10.

COMPOSITION

- ① support: 2-layer PP vapour control membrane
- ② adhesive: acrylic dispersion without solvents
- ③ release liner: easy-release PP film



TECHNICAL DATA

Properties	standard	value	USC units
Thickness	DIN 53855	0,5 mm	20 mil
Water vapour transmission (Sd)	EN 1931	> 10 m	> 0.35 US Perm
Watertightness	EN 13984	W1	-
Reaction to fire	EN 13501-1	E	-
Resistance to temperature	-	-40/+80 °C	-40/+176 °F
Application temperature	-	> +5 °C	> +41 °F
Storage temperature ⁽¹⁾	-	+5/+25 °C	+41/+77 °F
Exposure to weather	-	3 months	-
Resistance to heavy rain	EN 1027	≥ 1050 Pa	-
Resistance to penetration of air	EN 1026	≤ 0,1 m ³ /(h·m·daPa ^{2/3})	-
Solvents	-	no	-

⁽¹⁾Store the product in a cool, dry place for no more than 6 months.

Waste classification (2014/955/EU): 08 04 10.

PLASTER BAND OUT

COMPOSITION

- ① support: breathable 2-layer PP membrane
- ② adhesive: acrylic dispersion without solvents
- ③ release liner: easy-release PP film



TECHNICAL DATA

Properties	standard	value	USC units
Thickness	-	0,5 mm	20 mil
Water vapour transmission (Sd)	-	approx. 2 m	approx. 1.75 US Perm
Watertightness	-	W1	-
Reaction to fire	EN 13501-1	E	-
Adhesion strength on OSB at 90° after 10 minutes	EN ISO 29862	8,5 N/10 mm	4.9 lbf/in
Adhesion strength on OSB at 180° after 10 minutes	EN ISO 29862	8,5 N/10 mm	4.9 lbf/in
Adhesion strength (average) on membrane in PP after 24 hours ⁽¹⁾	EN ISO 12316-2	16 N/50 mm	1.8 lbf/in
Resistance to temperature	-	-40/+100 °C	-22/+212 °F
Application temperature ⁽²⁾	-	-5/+40 °C	+23/+104 °F
Storage temperature ⁽³⁾	-	+5/+25 °C	+41/+77 °F
Exposure to weather	-	12 months	-
Resistance to heavy rain	-	compliant	-
Resistance to penetration of air	EN 12114	< 0,1 m ³ /(h·m·daPa ^{2/3})	-
Solvents	-	no	-

⁽¹⁾Minimum required value according to DTU 31.2 P1-2 (France): 15 N/50 mm.

⁽²⁾ On dry support and at a temperature > 0 °C. The absence of condensation or frost on the surface must be guaranteed.

⁽³⁾ Store the product in a cool, dry place for no more than 6 months.

Waste classification (2014/955/EU): 08 04 10.

COMPOSITION

- ① support: breathable 2-layer PP membrane
- ② adhesive: acrylic dispersion without solvents
- ③ release liner: easy-release PP film



TECHNICAL DATA

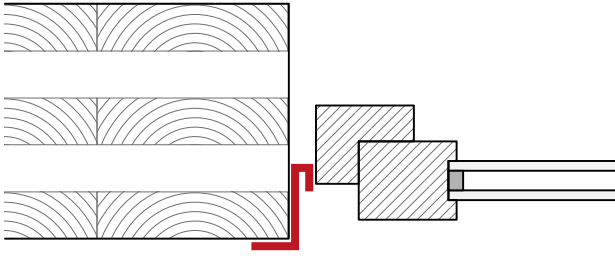
Properties	standard	value	USC units
Thickness	DIN 53855	0,7 mm	28 mil
Water vapour transmission (Sd)	EN 1931	< 1 m	> 3.5 US Perm
Watertightness	EN 13984	W1	-
Reaction to fire	EN 13501-1	E	-
Resistance to temperature	-	-40/+80 °C	-40/+176 °F
Application temperature	-	+5/+40 °C	+41/+104 °F
Storage temperature ⁽¹⁾	-	+5/+25 °C	+41/+77 °F
Exposure to weather	-	3 months	-
Resistance to heavy rain	EN 1027	≥ 1050 Pa	-
Resistance to penetration of air	EN 1026	≤ 0,1 m ³ /(h·m·daPa ^{2/3})	-
Solvents	-	no	-

⁽¹⁾Store the product in a cool, dry place for no more than 6 months.

Waste classification (2014/955/EU): 08 04 10.

RECOMMENDATIONS FOR INSTALLATION | PLASTER BAND IN

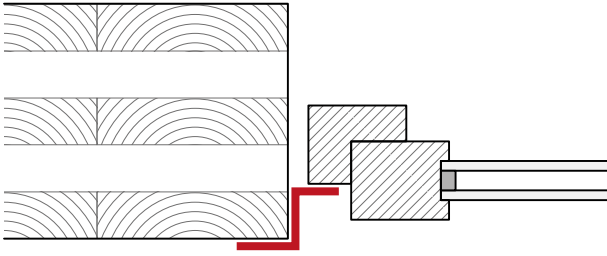
APPLICATION OF THE TAPE BEFORE INSTALLATION OF THE WINDOW/DOOR FRAME



7 ROLLER

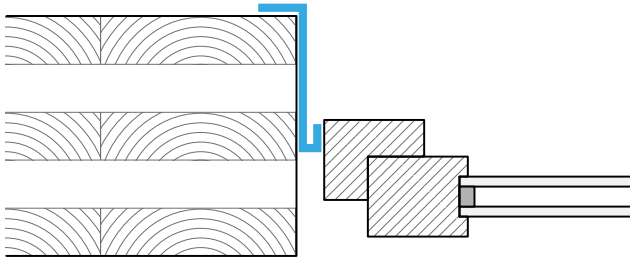
RECOMMENDATIONS FOR INSTALLATION | PLASTER BAND IN

SEALING WITH WINDOW/DOOR ALREADY INSTALLED



RECOMMENDATIONS FOR INSTALLATION | PLASTER BAND OUT

APPLICATION OF THE TAPE BEFORE INSTALLATION OF THE WINDOW/DOOR FRAME



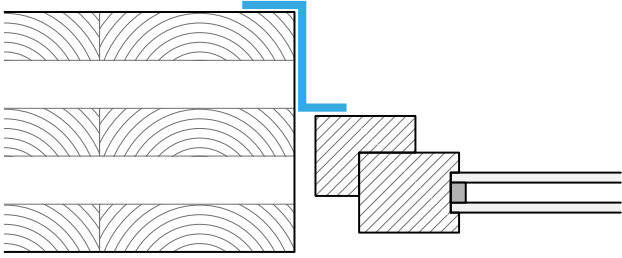
4 EXPAND BAND, WINDOW BAND

RECOMMENDATIONS FOR INSTALLATION | PLASTER BAND OUT

SEALING WITH WINDOW/DOOR ALREADY INSTALLED



VIDEO



1



2



3



4



5



6



7

7 ROLLER